


 **blum**[®]




CLIP top BLUMOTION 155°

The all new CLIP top BLUMOTION 155° features integrated BLUMOTION built right into the hinge arm. Everything you loved about our CLIP top 155° with add-on BLUMOTION now in one discrete and stylish package.



CLIP top BLUMOTION 155°/CLIP top 155° Zero Protrusion




- BLUMOTION integrated into the hinge arm
- Deactivation switch for small/light doors
- Zero Protrusion, suitable for interior rollouts
- Three-dimensional adjustment
- Available with INSERTA attachment
- For door thicknesses up to **24** (15/16")
- Angle restriction clips available
- All metal hinge, nickel-plated
- Hinge arm / cup cover caps available

***Available in Onyx Black**

CLIP top BLUMOTION 155° Hinges

| Reference no. | Description |
|---------------|---|
| 71B7550 * | CLIP top BLUMOTION 155°, Straight-arm hinge, Screw-on |
| 71B7580 * | CLIP top BLUMOTION 155°, Straight-arm hinge, Press-in |
| 71B7590 * | CLIP top BLUMOTION 155°, Straight-arm hinge, INSERTA |
| 71B7650 | CLIP top BLUMOTION 155°, Half-cranked hinge, Screw-on |
| 71B7690 * | CLIP top BLUMOTION 155°, Half-cranked hinge, INSERTA |
| 70T7553 | Angle restriction clip 110° |
| 70T7553.09 | Angle restriction clip 92° |
| 70.4503 | Hinge arm cover cap plain, Nickel |
| 70.4503 * | Hinge arm cover cap plain, Onyx Black |
| 70T7504 | Hinge cup cover cap, Nickel |
| 70T7504 * | Hinge arm cover cap, Onyx Black |

NOTE: For technical dimensions, planning, and installation details please reference the Concealed Hinges brochure. All dimensions remain the same from the previous CLIP top 155° ==> New CLIP top BLUMOTION 155° hinges.



- Same design of CLIP top BLUMOTION 155°, without BLUMOTION
- Zero Protrusion, suitable for interior rollouts
- Three-dimensional adjustment
- Available with INSERTA attachment
- For door thicknesses up to **24** (15/16")
- Angle restriction clips available
- All metal hinge, nickel-plated
- Hinge arm / cup cover caps available

CLIP top 155° Hinges

| Reference no. | Description |
|---------------|---|
| 71T7550 | CLIP top 155°, Straight-arm hinge, Screw-on |
| 71T7590 | CLIP top 155°, Straight-arm hinge, INSERTA |
| 71T7650 | CLIP top 155°, Half-cranked hinge, Screw-on |
| 70T7553 | Angle restriction clip 110° |
| 70T7553.09 | Angle restriction clip 92° |
| 70.4503 | Hinge arm cover cap plain, Nickel |
| 70T7504 | Hinge cup cover cap, Nickel |

NOTE: For technical dimensions, planning, and installation details please reference the Concealed Hinges brochure. All dimensions remain the same from the previous CLIP top 155° ==> New CLIP top 155° hinges.